


THE AVIATOR



The Official Newsletter of Brauer's Aviators
AMA Club Charter # 1612 - www.brauersaviators.org

Volume XXXVI Issue 415

Next meeting Saturday May 11 at 12 PM
At the Field

May 2024

President:

Joe Suarez
716-440-6348

Vice President:

Kevin Borzilleri
716-444-2950

Secretary:

Dan Yaeger
716-572-5886

Treasurer:

Al Herrington
716-553-5126

Newsletter Editor:

Mike Bucklaew
716-982-6275

Field Marshall:

Tom Welch
716-695-6053

Safety Officers:

Joe Suarez
716-694-8641

Webmaster:

Dave Raczka
716-458-5652

AMA Instructors:

Dave Raczka
716-458-5652
Brian Mau
716-694-5884
Clarence Ragland
716-434-7965
Walt Blazynski
Jr.
716-688-0522
Dan Yaeger
716-572-5886

Club Historian:

Will Burley
716-563-0754

NEXT MEETING

Our next meeting will be Saturday, May 11th at 12:00 noon at the field. (Weather and field conditions permitting) As it gets closer to the date, we'll keep you updated. Bring something you've been working on over the winter for show & tell.



MESSAGE FROM JOE SUAREZ

As many of you know I have had some issues with my left eye, so after losing more of my vision I finally went and had some testing done. It turns out I have a brain tumor which is sitting on my optic nerve and needs to be removed. May 17 will be my surgery. It is a long procedure followed by five days at Roswell & three months recovery. It is not cancer, thank God!

Kevin and I have agreed that he will be taking over the club for now. I hope to get some flying in before the surgery but I have a lot of things to take care of...

So keep smiling, always land wheels down & keep your fingers out of the prop lol...

See ya soon,

Joe



FIELD CONDITION REPORT FROM KEVIN - 4/29

Field is looking good!

Well.... Except for the ankle killer ruts.

After the rain comes this week, we are looking to schedule it for a roll and a trim so it can be ready for the meeting on the 11th.


The road is soft but mostly dry as is the parking area, but it is full of ruts that someone created by being impatient and driving back there when it was wet. So much so that it is not safe for some of our unsteady members to walk through (or me for that matter as I almost twisted my ankle.)

For now, I would say stay off it until the meeting unless you want to walk a plane back from the road carefully.

After it's cut, we will set up the stands and fences so they are ready for the meeting.



THE AVIATOR




The Official Newsletter of Brauer's Aviators
AMA Club Charter # 1612 - www.brauersaviators.org

DRONE ZONE

FAADroneZone is the official FAA website for managing drone services. By creating an account and logging in to <https://faadronezone-access.faa.gov/#/> you can check and renew your registration, maintain your UAS inventory, find information on places to fly, etc. After you log in you can launch the drone owners and pilots dashboard:

An official website of the United States government [Here's how you know](#) ▼

United States Department of Transportation

 **Federal Aviation Administration**
FAADroneZone

Contact Hi, Michael ▼ Log Out

Recreational Flyer Add Account Type

RECREATIONAL FLYER DASHBOARD

Recreational Flyer Dashboard

Registration #
FA34E3RL77
ISSUED
03/22/2019
EXPIRES
03/22/2025


11
Devices

MANAGE DEVICE INVENTORY

PHYSICAL ADDRESS
Michael Bucklaew
200 Campbell Blvd
Getzville, NY 14068

PRINT EMAIL CANCEL RENEW

Mark Your Drone



All drones must be marked on the outside with a registration number.

You can mark all drones that you own and fly exclusively under **The Exception for Recreational Flyers** with the same registration number.

Safety Guidance

To fly under **The Exception for Recreational Flyers**, you must:

- Have a current registration
- Fly only for recreational purposes
- Follow the safety guidelines of a community based organization
- Keep your drone within your visual line of sight
- Give way and do not interfere with any manned aircraft
- Fly at or below 400' in controlled airspace and only with prior authorization
- Fly at or below 400' in uncontrolled airspace
- Comply with all airspace restrictions
- Pass **The Recreational UAS Safety Test (TRUST)**

This is what mine looks like. I can see my registration number, when it expires and that I have 11 aircraft in my inventory. If you click on "Print" you'll see a copy of your registration certificate. You should probably print one out and keep it with you when you fly. I've got about a year to go before mine expires. You don't want to click "Cancel" unless you're giving up the hobby.:

 **Federal Aviation Administration**

Small UAS Certificate of Registration

REGISTERED OWNER: **Michael Bucklaew**

REGISTRATION NUMBER: **FA34E3RL77**

ISSUED: **03/22/2019** EXPIRES: **03/22/2025**

This Small UAS Certificate of Registration is not an authorization to conduct flight operations with an unmanned aircraft. Operators of unmanned aircraft must ensure they comply with the appropriate safety authority from the FAA. To operate as a recreational flyer, a person must meet all of the statutory conditions of the exception for limited recreational operations of unmanned aircraft (49 U.S.C. 44809). Persons who do not meet all of the statutory conditions may not operate under the statutory exception for limited recreational operations of unmanned aircraft.


For U.S. citizens, permanent residents, and certain non-citizen U.S. corporations, this document constitutes a Certificate of Registration. For all others, this document represents a recognition of ownership.

To fly under the exception for recreational flyers you must:

- Have a current registration
- Fly only for recreational purposes
- Follow the safety guidelines of a community based organization
- Keep your drone within your visual line of sight
- Give Way and do not interfere with any manned aircraft
- Fly at or below 400' in controlled airspace and only with prior authorization
- Fly at or below 400' in uncontrolled airspace
- Comply with all airspace restrictions
- Pass The Recreational UAS Safety Test

You can also click "Email" to get a PDF copy of your certificate emailed to the email address you used when you registered.

THE AVIATOR



The Official Newsletter of Brauer's Aviators
AMA Club Charter # 1612 - www.brauersaviators.org

Jeff Shepard talked me into getting one of the UMX P-51 Voodoo Mustangs. I love it. It's fast but gets "small" quickly if I'm not paying attention. I needed to add it to my inventory by clicking on "Manage Device Inventory":

An official website of the United States government [Here's how you know](#) ▼

United States Department of Transportation



Federal Aviation
Administration
FAADroneZone

Recreational Flyer Add Account Type

Contact Hi, Michael ▼ Log Out

RECREATIONAL FLYER DASHBOARD / INVENTORY

Your Inventory

ADD DEVICE

Recreational flyers must add manufacturer and model information for all UAS over 0.55 pounds that they own and operate. For standard remote identification UAS or broadcast modules, you'll also be required to provide the serial number. Each broadcast module serial number may only be entered once to your inventory, even if shared with more than one recreational UAS.

SEARCH Search for inventory

SHOWING ITEMS 1 - 10 OF 11 TOTAL ITEMS.

ITEMS PER PAGE 10 ▼

NICKNAME ▲	UAS MANUFACTURER ▲	UAS MODEL ▲	SERIAL NUMBER ▲	REMOTE ID ▲	DEVICE TYPE ▲	STATUS ▲	ACTIONS
B-17G	E-flite	EFLU5380	N/A	No	Traditional UAS	Active	⋮
Bloody Baron	Homemade	Homemade	N/A	No	Homebuilt UAS	Active	⋮
Citation	E-flite	EFLU6350	N/A	No	Traditional UAS	Active	⋮

You can see my first three planes. Clicking on "Add Device" I'll start putting my new plane in. This plane doesn't have built in remote ID so I'll check the "No" box. For "Device Type" I have the choice of "Homebuilt" or "Traditional" UAS. The Voodoo is "Traditional". (My Bloody Baron was homebuilt). The manufacturer is "E-Flite", the model is EFLU4350 and my nickname for it is "Voodoo". By clicking "Add Device" I've finished adding it and now have 12 planes in my inventory:

Add Device

* Indicates a required field or that a selection is required.

DOES YOUR DRONE BROADCAST [FAA REMOTE ID](#) INFORMATION? * ☐ YES ☒ NO

Not sure? Contact your UAS manufacturer or see if your drone is listed here: <https://uasdoc.faa.gov/listDocs>

DEVICE TYPE * Traditional UAS NICKNAME Voodoo

UAS MANUFACTURER * E-Flite UAS MODEL * EFLU4350


A serial number is no longer collected for devices that are not RID equipped.

CANCEL ADD DEVICE

Club Email: Brauers_aviators@yahoo.com



THE AVIATOR



The Official Newsletter of Brauer's Aviators
AMA Club Charter # 1612 - www.brauersaviators.org

If you go to add a UAS with remote ID capability (Checking the “Yes” box) it will also provide a field for you to enter the remote ID serial #. I don’t have any of these yet:

Add Device

* Indicates a required field or that a selection is required.

DOES YOUR DRONE BROADCAST **FAA REMOTE ID** INFORMATION? * ☒ YES ☐ NO

Not sure? Contact your UAS manufacturer or see if your drone is listed here: <https://uasdoc.faa.gov/listDocs>

DEVICE TYPE *

NICKNAME

UAS MANUFACTURER *

UAS MODEL *

REMOTE ID SERIAL NUMBER *

Not sure if you have a Remote ID Serial number? Contact your Manufacturer.

CANCEL **ADD DEVICE**


I’ve created labels to mark all my planes. Only the registration # is required but I put my name, address and phone # on them as well. “Just in case”. If you need to make changes to your inventory such as changing a nickname or removing a plane (hopefully because you sold it or gave it away and not because you lost it or had to bring it home in a garbage bag) you would click on the three dots.:

DEVICE TYPE *	STATUS *	ACTIONS
Traditional UAS	Active	⋮
Homebuilt UAS	Active	⋮
Traditional UAS	Active	⋮
Homebuilt UAS	Active	⋮
Traditional UAS	Active	⋮
Traditional UAS	Active	⋮
Traditional UAS	Active	⋮

CANCEL
EDIT
DETAILS

“Details” shows you the information for that one line. “Edit” lets you make changes. “Cancel” removes the device from your inventory. You do get to confirm the cancellation by checking a box and clicking “Confirm” :

THE AVIATOR



The Official Newsletter of Brauer's Aviators
AMA Club Charter # 1612 - www.brauersaviators.org

Cancel Device

* Indicates a required field or that a selection is required.

DEVICE TYPE	Homebuilt UAS	NICKNAME	test
UAS MANUFACTURER	test	UAS MODEL	test
SERIAL NUMBER		REASON*	Other

☐ Check to confirm that you want to cancel this device.*

[RETURN TO INVENTORY](#)[CONFIRM](#)

Select cancel reason

Damaged

Lost

Sold

Stolen

Replacement

Other

Stay safe:

Safety Guidance

To fly under **The Exception for Recreational Flyers**, you must:

- Have a current registration
- Fly only for recreational purposes
- Follow the safety guidelines of a community based organization
- Keep your drone within your visual line of sight
- Give way and do not interfere with any manned aircraft
- Fly at or below 400' in controlled airspace and only with prior authorization
- Fly at or below 400' in uncontrolled airspace
- Comply with all airspace restrictions
- Pass **The Recreational UAS Safety Test (TRUST)**

